

ALMARAI COMPANY  
A SAUDI JOINT STOCK COMPANY

CONDENSED CONSOLIDATED INTERIM FINANCIAL STATEMENTS  
AND REVIEW REPORT  
FOR THE THREE-MONTH AND NINE-MONTH PERIODS ENDED  
30 SEPTEMBER 2021

**ALMARAI COMPANY**

**A SAUDI JOINT STOCK COMPANY**

**INDEX**

	<b><u>PAGES</u></b>
INDEPENDENT AUDITOR'S REPORT ON REVIEW OF CONDENSED CONSOLIDATED INTERIM FINANCIAL STATEMENTS	1
CONDENSED CONSOLIDATED STATEMENT OF FINANCIAL POSITION	2
CONDENSED CONSOLIDATED STATEMENT OF PROFIT OR LOSS	3
CONDENSED CONSOLIDATED STATEMENT OF COMPREHENSIVE INCOME	4
CONDENSED CONSOLIDATED STATEMENT OF CHANGES IN EQUITY	5
CONDENSED CONSOLIDATED STATEMENT OF CASH FLOWS	6
NOTES TO THE CONDENSED CONSOLIDATED INTERIM FINANCIAL STATEMENTS	7-14

5(3257 21 5(9.( : 2) &21'(16(' &2162/,'\$7(' .17(5.0 ).1\$1&,\$/  
67\$7(0(176

7R WKH 6KDUHKROGHUV RI \$OPDUDL &RPSDQ\  
\$ 6DXGL -RLQW 6WRFN &RPSDQ\  
.QWURGXFWLRQ

:H KDYH UHYLHZHG WKH DFFRPSDQ\LQJ FRQGHQVHG FRQVROLGDWHG VWD  
&RPSDQ\ WKH <sup>3</sup>&RPSDQ\ DQG LWV VXEVLGLDULHV FROOHFWLYHO\ UH  
6HSWHPEHU DQG WKH UHODWHG FRQGHQVHG FRQVROLGDWHG VWDWH  
LQFRPH IRU WKH WKUHH PRQWK DQG QLQH PRQWK SHULRGV HGGHG  
FRQVROLGDWHG VWDWHPHQWV RI FKDQJHV LQ HTXLW\ DQG FDVK IORZV  
RWKHU H[SODQDWRU\ QRWHV 0DQDJHPHQW LV UHVSQVLEOH IRU WKH  
FRQGHQVHG FRQVROLGDWHG LQWHULP ILQDQFLDO VWDWHPHQWV LQ D  
6WDQGDUG <sup>3</sup>,QWHULP )LQDQFLDO 5HSRUWLQJ <sup>3</sup>,\$6 ' DV HQGRUVHG  
UHVSQVLELOLW\ LV WR H[SUHVV D FRQFOXVLRQ RQ WKHVH FRQGHQVHG  
EDVHG RQ RXU UHYLHZ

6FRSH RI 5HYLHZ

:H FRQGXFWHG RXU UHYLHZ LQ DFFRUGDQFH ZLWK ,QWHUQDWLRQDO 6V  
<sup>3</sup>5HYLHZ RI LQWHULP ILQDQFLDO LQIRUPDWLRQ SHUIRUPHG E\ WKH LQ  
HQGRUVHG LQ WKH .LQJGRP RI 6DXGL \$UDELD \$ UHYLHZ RI LQWHULP IL  
LQTXLULHV SULPDULO\ RI SHUVRQV UHVSQVLEOH IRU ILQDQFLDO DQG  
DQG RWKHU UHYLHZ SURFHGXUHV \$ UHYLHZ LV VXEVDQWLDOO\ OHVV LQ  
ZLWK ,QWHUQDWLRQDO 6WDQGDUGV RQ \$XGLWLQJ DV HQGRUVHG LQ WKH  
GRHV QRW HQDEOH XV WR REWDLQ DVVXUDQFH WKDW ZH ZRXOG EHFRPH  
EH LGHQWLILHG LQ DQ DXGLW \$FFRUGLQJO\ ZH GR QRW H[SUHVV DQ DX

&RQFOXVLRQ

%DVHG RQ RXU UHYLHZ QRWKLQJ KDV FRPH WR RXU DWWHQWLRQ WKDW  
FRQGHQVHG FRQVROLGDWHG LQWHULP ILQDQFLDO VWDWHPHQWV DUH  
DFFRUGDQFH ZLWK , \$6 DV HQGRUVHG LQ WKH .LQJGRP RI 6DXGL \$UDE

3ULFHZDWHUKRXVH&RRSHUV

%\ BBBBBBBBBBBBBB  
2PDU 0 \$O 6DJJD  
/LFHQVH 1XPEHU



2FWREHU


---


3ULFHZDWHUKRXVH&RRSHUV /LFHQVH 1R  
.LQJGRP 7RZHU 3 2 %R[ 5L\DGK .LQJGRP RI 6DXGL \$UDELD  
7 ) ZZZ SZF FRP PLGGOH HDVW


**ALMARAI COMPANY**  
**A SAUDI JOINT STOCK COMPANY**  
**CONDENSED CONSOLIDATED STATEMENT OF FINANCIAL POSITION**  
**AS AT 30 SEPTEMBER 2021**

	Notes	30 September 2021 (Unaudited) SAR '000	31 December 2020 (Audited) SAR '000
<b>ASSETS</b>			
<b>Non-Current Assets</b>			
Property, Plant and Equipment		20,696,092	21,112,904
Long-term Prepayments		586,493	606,939
Right-of-Use Assets		417,598	470,269
Intangible Assets and Goodwill		1,120,541	1,217,642
Biological Assets		1,475,861	1,392,079
Investments in Associate and Joint Venture	5	87,575	89,623
Equity Investment	5	-	129,734
Derivative Financial Instruments		2,194	142
Deferred Tax Assets		48,793	35,517
		<b>24,435,147</b>	<b>25,054,849</b>
<b>Current Assets</b>			
Inventories		4,393,894	4,705,364
Biological Assets		123,532	90,195
Trade Receivables, Prepayments and Other Receivables		2,404,577	1,936,341
Derivative Financial Instruments		3,487	54,047
Equity Investment	5	54,528	-
Cash and Bank Balances		572,743	503,510
		<b>7,552,761</b>	<b>7,289,457</b>
		<b>31,987,908</b>	<b>32,344,306</b>
<b>EQUITY AND LIABILITIES</b>			
Share Capital	6	10,000,000	10,000,000
Statutory Reserve		2,428,915	2,428,915
Treasury Shares		(877,284)	(906,594)
Other Reserves		(596,153)	(443,871)
Retained Earnings		4,905,784	4,608,458
<b>Equity Attributable to Equity Holders of the Company</b>		<b>15,861,262</b>	<b>15,686,908</b>
Non-Controlling Interests		505,256	546,771
<b>TOTAL EQUITY</b>		<b>16,366,518</b>	<b>16,233,679</b>
<b>Non-Current Liabilities</b>			
Loans and Borrowings	7	7,568,302	10,088,955
Lease Liabilities		316,591	330,980
Employee Retirement Benefits		964,562	909,353
Derivative Financial Instruments		6,873	3,757
Deferred Tax Liabilities		125,662	102,139
		<b>8,981,990</b>	<b>11,435,184</b>
<b>Current Liabilities</b>			
Bank Overdrafts		62,630	137,512
Loans and Borrowings	7	2,715,122	1,026,013
Lease Liabilities		80,881	94,509
Zakat		392,269	371,993
Income Tax Payable		28,711	26,311
Trade and Other Payables		3,345,944	3,014,834
Derivative Financial Instruments		13,843	4,271
		<b>6,639,400</b>	<b>4,675,443</b>
<b>TOTAL LIABILITIES</b>		<b>15,621,390</b>	<b>16,110,627</b>
<b>TOTAL EQUITY AND LIABILITIES</b>		<b>31,987,908</b>	<b>32,344,306</b>

The accompanying notes 1 to 13 form an integral part of these Condensed Consolidated Interim Financial Statements, which have been authorised for issue by the Board of Directors on behalf of the Shareholders, and signed on its behalf by:

  
Danko Maras  
Chief Financial Officer

  
Abdullah Nasser Al Bader  
Chief Executive Officer


  
HH Prince Naif Bin Sultan Bin  
Mohammed Bin Saud Al Kabeer  
Chairman


**ALMARAI COMPANY**  
**A SAUDI JOINT STOCK COMPANY**  
**CONDENSED CONSOLIDATED STATEMENT OF PROFIT OR LOSS**  
**FOR THE THREE-MONTH AND NINE-MONTH PERIODS ENDED 30 SEPTEMBER 2021**

		July - September 2021	July - September 2020	January - September 2021	January - September 2020
	Notes	(Unaudited) SAR '000	(Unaudited) SAR '000	(Unaudited) SAR '000	(Unaudited) SAR '000
Revenue	9	3,941,730	3,863,079	11,592,312	11,537,363
Cost of Sales		(2,666,017)	(2,348,379)	(7,725,755)	(7,234,285)
<b>Gross Profit</b>		<b>1,275,713</b>	<b>1,514,700</b>	<b>3,866,557</b>	<b>4,303,078</b>
Selling and Distribution Expenses		(646,441)	(642,003)	(1,885,319)	(1,886,530)
General and Administration Expenses		(85,095)	(83,956)	(287,363)	(288,893)
Other Expenses, net		(19,247)	(39,514)	(70,366)	(71,177)
Impairment (Loss) / Reversal on Financial Assets		(6,290)	960	(871)	(34,301)
<b>Operating Profit</b>		<b>518,640</b>	<b>750,187</b>	<b>1,622,638</b>	<b>2,022,177</b>
Finance Cost, net		(84,617)	(117,764)	(266,730)	(362,941)
Share of Results of Associate and Joint Venture	5	(543)	907	(2,028)	1,543
<b>Profit before Zakat and Income Tax</b>		<b>433,480</b>	<b>633,330</b>	<b>1,353,880</b>	<b>1,660,779</b>
Zakat		(11,033)	(11,693)	(39,361)	(40,192)
Income Tax		(11,599)	(6,499)	(24,962)	(18,117)
<b>Profit for the period</b>		<b>410,848</b>	<b>615,138</b>	<b>1,289,557</b>	<b>1,602,470</b>
<b>Profit / (Loss) for the period attributable to:</b>					
Shareholders of the Company		409,087	621,520	1,277,012	1,648,457
Non-Controlling Interests		1,761	(6,382)	12,545	(45,987)
		<b>410,848</b>	<b>615,138</b>	<b>1,289,557</b>	<b>1,602,470</b>
<b>Earnings per share (SAR), based on Profit for the period attributable to Shareholders of the Company</b>					
- Basic	8	0.42	0.63	1.30	1.68
- Diluted	8	0.41	0.62	1.28	1.65

The accompanying notes 1 to 13 form an integral part of these Condensed Consolidated Interim Financial Statements, which have been authorised for issue by the Board of Directors on behalf of the Shareholders, and signed on its behalf by:

  
 Danko Maras  
 Chief Financial Officer


  
 Abdullah Nasser Al Bader  
 Chief Executive Officer


  
 HH Prince Naif Bin Sultan Bin  
 Mohammed Bin Saud Al Kabeer  
 Chairman


**ALMARAI COMPANY**  
**A SAUDI JOINT STOCK COMPANY**  
**CONDENSED CONSOLIDATED STATEMENT OF COMPREHENSIVE INCOME**  
**FOR THE THREE-MONTH AND NINE-MONTH PERIODS ENDED 30 SEPTEMBER 2021**

	July - September 2021 (Unaudited) SAR '000	July - September 2020 (Unaudited) SAR '000	January - September 2021 (Unaudited) SAR '000	January - September 2020 (Unaudited) SAR '000
<b>Profit for the period</b>	410,848	615,138	1,289,557	1,602,470
<b>Items that will not be reclassified to profit or loss:</b>				
Change in the Fair Value of Equity Investment through OCI	(3,235)	16,876	5,732	8,686
<b>Items that are or may be reclassified subsequently to profit or loss:</b>				
Foreign Currency Translation Differences	(5,837)	19,006	6,587	7,915
Movement in Fair Value on Cash Flow Hedges	40,406	36,155	19,865	21,045
Settlement of Cash Flow Hedges transferred to Profit or Loss	(51,484)	2,847	(81,061)	(14,565)
Other Comprehensive (Loss) / Income for the period, net of Income Tax	(20,150)	74,884	(48,877)	23,081
<b>Total Comprehensive Income for the period</b>	<b>390,698</b>	<b>690,022</b>	<b>1,240,680</b>	<b>1,625,551</b>
<b>Total Comprehensive Income / (Loss) for the period attributable to:</b>				
Shareholders of the Company	389,202	687,823	1,227,427	1,665,486
Non-Controlling Interests	1,496	2,199	13,253	(39,935)
	<b>390,698</b>	<b>690,022</b>	<b>1,240,680</b>	<b>1,625,551</b>

The accompanying notes 1 to 13 form an integral part of these Condensed Consolidated Interim Financial Statements, which have been authorised for issue by the Board of Directors on behalf of the Shareholders, and signed on its behalf by:

  
 Danko Maras  
 Chief Financial Officer

  
 Abdullah Nasser Al Bader  
 Chief Executive Officer

  
 HH Prince Naif Bin Sultan Bin  
 Mohammed Bin Saud Al Kabeer  
 Chairman

**ALMARAI COMPANY**  
**A SAUDI JOINT STOCK COMPANY**  
**CONDENSED CONSOLIDATED STATEMENT OF CHANGES IN EQUITY**  
**FOR THE NINE-MONTH PERIOD ENDED 30 SEPTEMBER 2021**

	Share Capital	Statutory Reserve	Treasury Shares	Other Reserves	Retained Earnings	Equity Attributable to Equity Holders	Non-Controlling Interests	Total Equity
SAR '000								
<b>Balance as at 1 January 2020 (Audited)</b>	<b>10,000,000</b>	<b>2,230,479</b>	<b>(770,740)</b>	<b>(450,587)</b>	<b>3,644,197</b>	<b>14,653,349</b>	<b>605,771</b>	<b>15,259,120</b>
Profit / (Loss) for the period	-	-	-	-	1,648,457	<b>1,648,457</b>	(45,987)	<b>1,602,470</b>
Other Comprehensive Income for the period	-	-	-	17,029	-	<b>17,029</b>	6,052	<b>23,081</b>
Total Comprehensive Income / (Loss)	-	-	-	17,029	1,648,457	<b>1,665,486</b>	(39,935)	1,625,551
Directors' Remuneration	-	-	-	-	(5,767)	<b>(5,767)</b>	-	<b>(5,767)</b>
<b>Transactions with Owners in their</b>								
<b>Capacity as Owners</b>								
Dividend Declared SAR 0.85 per share	-	-	-	-	(850,000)	<b>(850,000)</b>	-	<b>(850,000)</b>
Reclassification of dividend declared on treasury shares in prior years	-	-	-	-	21,546	<b>21,546</b>	-	<b>21,546</b>
Share Based Payment Transactions	-	-	-	12,690	-	<b>12,690</b>	-	<b>12,690</b>
Settlement of Treasury Shares	-	-	101,578	(28,037)	17,998	<b>91,539</b>	-	<b>91,539</b>
Purchase of Treasury Shares	-	-	(253,157)	-	-	<b>(253,157)</b>	-	<b>(253,157)</b>
Transactions with Non-Controlling Interests	-	-	-	-	(1,334)	<b>(1,334)</b>	(13,925)	<b>(15,259)</b>
<b>Balance as at 30 September 2020 (Unaudited)</b>	<b>10,000,000</b>	<b>2,230,479</b>	<b>(922,319)</b>	<b>(448,905)</b>	<b>4,475,097</b>	<b>15,334,352</b>	<b>551,911</b>	<b>15,886,263</b>
<b>Balance as at 1 January 2021 (Audited)</b>	<b>10,000,000</b>	<b>2,428,915</b>	<b>(906,594)</b>	<b>(443,871)</b>	<b>4,608,458</b>	<b>15,686,908</b>	<b>546,771</b>	<b>16,233,679</b>
Profit for the period	-	-	-	-	1,277,012	<b>1,277,012</b>	12,545	<b>1,289,557</b>
Other Comprehensive (Loss) / Income for the period	-	-	-	(49,585)	-	<b>(49,585)</b>	708	<b>(48,877)</b>
Total Comprehensive (Loss) / Income	-	-	-	(49,585)	1,277,012	<b>1,227,427</b>	13,253	<b>1,240,680</b>
Directors' Remuneration	-	-	-	-	(5,185)	<b>(5,185)</b>	-	<b>(5,185)</b>
<b>Transactions with Owners in their</b>								
<b>Capacity as Owners</b>								
Dividend Declared SAR 1 per share (Refer note 11)	-	-	-	-	(980,198)	<b>(980,198)</b>	-	<b>(980,198)</b>
Share Based Payment Transactions	-	-	-	7,736	-	<b>7,736</b>	-	<b>7,736</b>
Settlement of Treasury Shares	-	-	29,310	(7,769)	5,697	<b>27,238</b>	-	<b>27,238</b>
Purchase of Additional Stake in MFI (Refer note 1)	-	-	-	(102,664)	-	<b>(102,664)</b>	(47,336)	<b>(150,000)</b>
Transactions with Non-Controlling Interests	-	-	-	-	-	-	(7,432)	<b>(7,432)</b>
<b>Balance as at 30 September 2021 (Unaudited)</b>	<b>10,000,000</b>	<b>2,428,915</b>	<b>(877,284)</b>	<b>(596,153)</b>	<b>4,905,784</b>	<b>15,861,262</b>	<b>505,256</b>	<b>16,366,518</b>

The accompanying notes 1 to 13 form an integral part of these Condensed Consolidated Interim Financial Statements, which have been authorised for issue by the Board of Directors on behalf of the Shareholders, and signed on its behalf by:

  
Danko Maras  
Chief Financial Officer

  
Abdullah Nasser Al Bader  
Chief Executive Officer


  
HH Prince Naif Bin Sultan Bin  
Mohammed Bin Saud Al Kabeer  
Chairman


**ALMARAI COMPANY**  
**A SAUDI JOINT STOCK COMPANY**  
**CONDENSED CONSOLIDATED STATEMENT OF CASH FLOWS**  
**FOR THE NINE MONTH PERIOD ENDED 30 SEPTEMBER 2021**

	Notes	January - September 2021 (Unaudited) SAR '000	January - September 2020 (Unaudited) SAR '000
<b>CASH FLOWS FROM OPERATING ACTIVITIES</b>			
Profit for the period		1,289,557	1,602,470
Adjustments for non-cash items:			
Depreciation of Property, Plant and Equipment		1,209,290	1,192,542
Amortisation of Long-term Prepayments		20,446	13,859
Depreciation of Right-of-Use Assets		76,739	82,383
Amortisation of Intangible Assets		51,327	39,819
Depreciation of Biological Assets		241,321	265,452
Loss Arising from Changes in Fair Value less Cost to Sell of Crops		4,970	6,212
Provision for Employee Retirement Benefits		111,820	89,836
Share Based Payment Expense		7,736	12,690
Finance Cost, net		266,730	362,941
Other Expenses, net		70,366	71,357
Share of Results of Associates and Joint Venture	5	2,028	(1,543)
Zakat		39,361	40,192
Income Tax		24,962	18,117
		3,416,653	3,796,327
Changes in working capital:			
Inventories		1,685,473	643,606
Biological Assets		(1,423,968)	(1,224,917)
Trade Receivables, Prepayments and Other Receivables		(415,307)	(536,840)
Trade and Other Payables		300,447	378,496
Cash Flow Generated from / (Used in) Working Capital		146,645	(739,655)
Employee Retirement Benefits Paid		(56,745)	(53,130)
Zakat and Income Tax Paid		(23,732)	(69,317)
<b>Net Cash Generated from Operating Activities</b>		<b>3,482,821</b>	<b>2,934,225</b>
<b>CASH FLOWS FROM INVESTING ACTIVITIES</b>			
Proceeds from Sale of Equity Investment	5	81,088	-
Dividend from Equity Investment		300	180
Purchase of Additional Stake in a Subsidiary	1	(150,000)	-
Proceeds from Redemption of Time Deposit		-	585,000
Additions to Property, Plant and Equipment		(656,356)	(602,953)
Proceeds from the Disposal of Property, Plant and Equipment		21,973	70,415
Additions to Intangible Assets		(79,385)	(90,223)
Additions to Biological Assets		(89,604)	(95,169)
Appreciation of Biological Assets		(514,966)	(440,231)
Proceeds from the Disposal of Biological Assets		186,436	170,129
<b>Net Cash Used in Investing Activities</b>		<b>(1,200,514)</b>	<b>(402,852)</b>
<b>CASH FLOWS FROM FINANCING ACTIVITIES</b>			
Decrease in Loans, net		(847,409)	(541,170)
Finance Cost Paid		(258,206)	(353,639)
Dividend Paid		(978,171)	(847,883)
Purchase of Treasury Shares		-	(253,157)
Settlement of Treasury Shares		27,238	91,539
Transactions with Non-Controlling Interests		(6,407)	(22,728)
Lease Payments		(70,260)	(94,175)
Directors' Remuneration		(5,185)	(5,767)
<b>Net Cash Used in Financing Activities</b>		<b>(2,138,400)</b>	<b>(2,026,980)</b>
<b>Net Change in Cash and Cash Equivalents</b>		<b>143,907</b>	<b>504,393</b>
Cash and Cash Equivalents as at 1 January		365,998	338,435
Effect of Movements in Exchange Rates on Cash and Cash Equivalents		208	(445)
<b>Cash and Cash Equivalents as at 30 September</b>	10	<b>510,113</b>	<b>842,383</b>

The accompanying notes 1 to 13 form an integral part of these Condensed Consolidated Interim Financial Statements, which have been authorised for issue by the Board of Directors on behalf of the Shareholders, and signed on its behalf by:

  
Danko Maras  
Chief Financial Officer

  
Abdullah Nasser Al Bader  
Chief Executive Officer

  
HH Prince Naif Bin Sultan Bin  
Mohammed Bin Saud Al Kabeer  
Chairman



**ALMARAI COMPANY**  
**A SAUDI JOINT STOCK COMPANY**  
**NOTES TO THE CONDENSED CONSOLIDATED INTERIM FINANCIAL STATEMENTS**  
**FOR THE NINE MONTH PERIOD ENDED 30 SEPTEMBER 2021**

---

**1. THE COMPANY, ITS SUBSIDIARIES AND ITS BUSINESS DESCRIPTION**

Almarai Company (the “Company”) is a Saudi Joint Stock Company, which was converted from a limited liability company to a joint stock company on 2 Rajab 1426 A.H. (8 August 2005). The Company initially commenced trading on 19 Dul Hijjah 1411 A.H. (1 July 1991) and operates under Commercial Registration No. 1010084223. Prior to the consolidation of activities in 1991, the core business was trading between 1977 and 1991 under the Almarai brand name.

The Company’s Head Office is located at Exit 7, North Ring Road, Al Izdihar District, P.O. Box 8524, Riyadh 11492, Kingdom of Saudi Arabia (“Saudi Arabia”).

The Company and its subsidiaries (together, the “Group”) are a major integrated consumer food and beverage Group in the Middle East with leading market share in Saudi Arabia. It also operates in Egypt, Jordan and other Gulf Cooperation Council (“GCC”) countries.

Dairy, Fruit Juices and related food business is operated under the “Almarai”, “Joosy Life”, “Beyti” and “Teeba” brand names. All raw milk production, Dairy and Fruit Juice product processing and related food product manufacturing activities are undertaken in Saudi Arabia, United Arab Emirates (“UAE”), Egypt and Jordan.

Dairy, Fruit Juices and related food business in Egypt and Jordan operates through International Dairy and Juice Limited (“IDJ”), a joint venture with PepsiCo, in which the Company holds a controlling interest. The Group manages IDJ operations through the following key subsidiaries:

- Jordan - Teeba Investment for Developed Food Processing
- Egypt - International Company for Agricultural Industries Projects (Beyti) (SAE)

Bakery products are manufactured and traded by Western Bakeries Company Limited and Modern Food Industries Company Limited (“MFI”), a venture with Chipita Group, in which the Company holds a controlling interest, under the brand names “L’usine” and “7 Days”, respectively.

Poultry products are manufactured and traded by Hail Agricultural Development Company under the “Alyoum” and “AlBashayer” brand names.

Infant Nutrition products are manufactured by Almarai Baby Food Company Limited and traded by International Pediatric Nutrition Company under “Nuralac” and “Evolac” brand names.

In territories where the Group has operations, final consumer packed products are distributed from manufacturing facilities to local distribution centres by the Group’s long haul distribution fleet. The distribution centres in GCC countries are managed through subsidiaries in UAE, Oman and Bahrain and an agency agreement in Kuwait as follows:

- UAE - Almarai Emirates Company LLC
- Oman - Arabian Planets for Trading and Marketing LLC
- Bahrain - Almarai Company Bahrain W.L.L.
- Kuwait - Al Kharafi Brothers Dairy Products Company Limited

In other territories, where permissible by law, export sales are made through other subsidiaries.

The Group owns and operates arable farms in Argentina and in United States of America (USA), collectively referred to as “Fondomonte”, through the following key subsidiaries:

- USA - Fondomonte Holdings North America LLC
- Argentina - Fondomonte South America S.A

The Group’s non-GCC business operations under IDJ and Fondomonte are managed through Almarai Investment Holding Company W.L.L., a Company incorporated in the Kingdom of Bahrain.

The Group owns 93.5% shareholding in Pure Breed Poultry Company whose main operations are focused on poultry grandparent farming.

The Group owns 100% shareholding in Premier Foods Industries Company LLC (“Premier Foods”) in Saudi Arabia. Premier Foods is primarily engaged in providing value added products (meat and poultry) to the food services industry in the Middle East.

**ALMARAI COMPANY**  
**A SAUDI JOINT STOCK COMPANY**  
**NOTES TO THE CONDENSED CONSOLIDATED INTERIM FINANCIAL STATEMENTS**  
**FOR THE NINE MONTH PERIOD ENDED 30 SEPTEMBER 2021**

---

**1. THE COMPANY, ITS SUBSIDIARIES AND ITS BUSINESS DESCRIPTION (Continued...)**

**Purchase of additional stake in MFI.**

- a) On 24 Ramadan 1442 A.H. (2 May 2021), the Group has acquired further 15% shares in MFI owned by Olayan Financing Company for a total value of SAR 150 million, resulting in an increase in its shareholding from 60% to 75%. The purchase was accounted for as an equity transaction with owners with no impact on the profit or loss account for the nine-months period ended 30 September 2021. The difference of Saudi Riyals 103 million between the carrying value of Non-Controlling Interest and consideration paid was recorded under equity as part of other reserves.

**Potential Acquisitions / Asset Purchase Transactions.**

- a) On 20 Shabaan 1442 (15 March 2021), the Group entered into a Share Purchase Agreement ('SPA') to acquire 100% shares of Bakemart FZ L.L.C and Bakemart L.L.C, based in United Arab Emirates and Bakemart W.L.L based in Bahrain (collectively "Bakemart") for an enterprise value of AED 93.5 million (SAR 95.5 million).
- b) On 20 Shawwal 1442 (1 June 2021), the Group entered into an Asset Purchase Agreement ('APA') with Binghatti Beverages Manufacturing L.L.C ("BBM") for the purchase and acquisition of BBM production facility based in United Arab Emirates for the consideration of AED 215 million (SAR 219.3 million).

The closures of the acquisitions/asset purchase transactions and determination of a date of control is subject to completion of certain conditions/requisites outlined in the respective agreements. It includes but not limited to approvals from regulatory authorities, appointment of Board of Directors and appointment of key management personnel. As at 30 September 2021, these conditions have not been met and Management believes that these acquisitions have not met the substantive condition test under the relevant accounting standards and as such the financial impact and results of the acquisitions will be incorporated in Group's Financial Statements on successful completion of these conditions.

**Covid-19 Update.**

In response to the spread of the Covid-19 in GCC and other territories where the Group operates and its resulting disruptions to the social and economic activities in those markets, Management continues to proactively assess its impacts on its operations. The preventive measures taken by the Group in April 2020 are still in effect including the creation of on-going crisis management teams and processes, to ensure the health and safety of its employees, customers, consumers and the wider community as well as to ensure the continuity of supply of its products throughout its markets. Notwithstanding these challenges, the Group's operations continue to remain largely unaffected as the food industry in general remains exempt from the various bans and constraints imposed by various regulatory authorities including exemption from curfew hours and cargo shipping and flight operations restrictions. Farming and manufacturing facilities continue to observe restricted access; however, the management is currently in the process of formulating protocols to arrange for access of fully vaccinated individuals on such sites.

The underlying demand from retail and wholesale customers for the Group's products has been largely unaffected, although some small shifts in product mix were apparent. The management developed a comprehensive plan to get all its employees vaccinated and managed to secure the vaccination rate in excess of 90% as of 30 September 2021.

Based on these factors, Management believes that the Covid-19 pandemic has had no material effect on Almarai's reported financial results for the period ended 30 September 2021.

The Group continues to monitor the Covid-19 situation closely although at this time management is not aware of any factors that are expected to change the impact of the pandemic on the Group's operations during 2021 or beyond.

**Zakat and Income Tax assessments**

During 2021, the Group received assessment orders for Almarai Company for the years from 2015-2018. Appeals against the assessments have been filed and are under review as at 30 September 2021. Management believes that the decisions on appeal against the open years' assessments will not result in material amounts that are in addition to what have already been recorded in the Condensed Consolidated Interim Financial Statements.

**Comparability of Quarterly Results.**

Unlike the year-end Consolidated Financial Statements, the quarterly Condensed Consolidated Interim Financial Statements are normally prepared on a basis which reflects the weekly cycle of operational close of the financial systems. The operational close date will therefore not necessarily be exactly the same as the last day of the calendar quarter. Such differences average

**ALMARAI COMPANY**  
**A SAUDI JOINT STOCK COMPANY**  
**NOTES TO THE CONDENSED CONSOLIDATED INTERIM FINANCIAL STATEMENTS**  
**FOR THE NINE MONTH PERIOD ENDED 30 SEPTEMBER 2021**

---

**1. THE COMPANY, ITS SUBSIDIARIES AND ITS BUSINESS DESCRIPTION (Continued...)**

out such that differences in the length of the current period and comparative period are insignificant or management adjusts the close date accordingly to ensure that such periods are comparable.

The results for the period are not indicative of the Group's annual result.

**2. BASIS OF PREPARATION**

**2.1 Statement of Compliance**

These Condensed Consolidated Interim Financial Statements have been prepared in accordance with International Accounting Standard IAS 34 'Interim Financial Reporting' that is endorsed in the Kingdom of Saudi Arabia and other standards and pronouncements that are issued by the Saudi Organization for Chartered and Professional Accountants ("SOCPA") and should be read in conjunction with the Group's last annual Consolidated Financial Statements for the year ended 31 December 2020. They do not include all of the information normally required for a complete set of Consolidated Financial Statements under IFRS; however, accounting policies and selected explanatory notes are included to explain events and transactions that are significant to an understanding of the changes in the Group's financial position and performance since 31 December 2020.

**2.2 Preparation of the Financial Statements**

These Condensed Consolidated Interim Financial Statements have been prepared on the historical cost basis except for the following material items in the Condensed Consolidated Statement of Financial Position:

- Derivative financial instruments are measured at fair value;
- Equity Investment is measured at fair value through OCI;
- The defined benefit obligation is recognised at the present value of future obligations using the Projected Unit Credit Method; and
- Biological Assets, where fair value is reliably measurable, have been measured at fair value.

**2.3 Use of Judgments and Estimates**

In preparing these Condensed Consolidated Interim Financial Statements, management has made judgments and estimates that affect the application of accounting policies and the reported amounts of assets and liabilities, income and expense. Actual results may differ from these estimates.

The significant judgments made by management in applying the Group's accounting policies and the key sources of estimation uncertainty were the same as those described in the last annual Consolidated Financial Statements (except for events and transactions disclosed in Note 1).

**3. FUNCTIONAL AND PRESENTATION CURRENCY**

These Condensed Consolidated Interim Financial Statements are presented in Saudi Riyals ("SAR"), which is the Company's functional and Group's presentation currency. All amounts have been rounded to the nearest thousand, unless otherwise indicated.

**4. SIGNIFICANT ACCOUNTING POLICIES**

***New Standards, Amendment to Standards and Interpretations:***

There are no new standards issued, however, there are number of amendments to standards which are effective from 1 January 2021 and has been explained in Group annual Consolidated Financial Statements, but they do not have a material effect on the Group's Condensed Consolidated Interim Financial Statements.

**ALMARAI COMPANY**  
**A SAUDI JOINT STOCK COMPANY**  
**NOTES TO THE CONDENSED CONSOLIDATED INTERIM FINANCIAL STATEMENTS**  
**FOR THE NINE MONTH PERIOD ENDED 30 SEPTEMBER 2021**

**5. INVESTMENTS**

	Nature	Principal activity	Place of Incorporation	30 September	31 December	30 September	31 December
				2021 (Unaudited)	2020 (Audited)	2021 (Unaudited)	2020 (Audited)
						SAR '000	SAR '000
<b>Investments in Associate and Joint Venture</b>							
Maria Fondomonte S.A. (Refer note 5.1)	Associate	Source, Process and Sale of Forage Supplies to the	Romania	49.0%	49.0%	87,371	89,419
Almarai Company W.L.L.	Joint Venture	Group Dormant	Qatar	50.0%	50.0%	204	204
						87,575	89,623
<b>Equity Investment (Refer note 5.2)</b>							
Mobile Telecommunications Company Saudi Arabia - ("Zain")				0.4%	1.1%	54,528	129,734

5.1. Movement in Investment in Associate is as follows:

	30 September	31 December
	2021 (Unaudited)	2020 (Audited)
	SAR '000	SAR '000
<b>Maria Fondomonte S.A.</b>		
Opening balance	89,419	87,825
Share of Results for the period / year	(2,028)	1,405
Currency Translation Difference	(20)	189
Closing balance	87,371	89,419

**ALMARAI COMPANY**  
**A SAUDI JOINT STOCK COMPANY**  
**NOTES TO THE CONDENSED CONSOLIDATED INTERIM FINANCIAL STATEMENTS**  
**FOR THE NINE MONTH PERIOD ENDED 30 SEPTEMBER 2021**

**5. INVESTMENTS (Continued...)**

5.2. During the period ended 30 September 2021, the Group sold 5.6 million of its shares in Zain for cash consideration of SAR 81.1 million. The remaining equity investment of 3.9 million shares in Zain is measured at fair value based on quoted market price available on the Saudi Exchange (Tadawul). The fair valuation resulted in an unrealised gain of SAR 5.7 million for the period ended 30 September 2021 which is presented within the Condensed Consolidated Statement of Comprehensive Income (30 September 2020: SAR 8.7 million unrealised gain). The Group has planned to dispose-off its remaining stake in Zain shares within next 12 months.

On 23 March 2021, the pledge on Zain shares in connection with a loan securitization carried out in prior periods from Bank Saudi Fransi to Zain was released.

**6. SHARE CAPITAL**

The Company's share capital as at 30 September 2021 amounted to SAR 10.0 billion (2020: SAR 10.0 billion), consisting of 1.0 billion (2020: 1.0 billion) fully paid and issued shares of SAR 10 each.

**7. LOANS AND BORROWINGS**

	<b>30 September 2021 (Unaudited)</b>	<b>31 December 2020 (Audited)</b>
	SAR '000	SAR '000
Islamic Banking Facilities (Murabaha)	4,430,565	4,416,610
Saudi Industrial Development Fund	1,647,580	2,421,231
Banking Facilities of Non-GCC Subsidiaries	383,671	358,541
Supranational	224,544	272,714
Agricultural Development Fund	121,346	142,828
	<u>6,807,706</u>	<u>7,611,924</u>
Sukuk	1,600,522	1,608,575
International Sukuk	1,875,196	1,894,469
	<u>10,283,424</u>	<u>11,114,968</u>
Short-Term Loans	129,826	55,436
Current Portion of Long-Term Loans	2,585,296	970,577
<b>Loans and Borrowings - Current Liabilities</b>	<u>2,715,122</u>	<u>1,026,013</u>
<b>Loans and Borrowings - Non-Current Liabilities</b>	<u>7,568,302</u>	<u>10,088,955</u>
	<u>10,283,424</u>	<u>11,114,968</u>

The loans contain certain covenants. A future breach of covenants may lead to renegotiation. The covenants are monitored on a monthly basis by management. In case of potential breach, actions are taken by management to ensure compliance. During the period ended 30 September 2021, there has been no non-compliance with any of the covenants.

**ALMARAI COMPANY**  
**A SAUDI JOINT STOCK COMPANY**  
**NOTES TO THE CONDENSED CONSOLIDATED INTERIM FINANCIAL STATEMENTS**  
**FOR THE NINE MONTH PERIOD ENDED 30 SEPTEMBER 2021**

**8. EARNINGS PER SHARE**

The calculation of the basic and diluted earnings per share is based on the following data:

	July - September 2021 (Unaudited) SAR '000	July - September 2020 (Unaudited) SAR '000	January - September 2021 (Unaudited) SAR '000	January - September 2020 (Unaudited) SAR '000
Profit for the period attributable to the Shareholders of the Company	409,087	621,520	1,277,012	1,648,457
<b>Number of shares '000'</b>				
Weighted average number of ordinary shares for the purpose of basic earnings	981,735	980,680	981,466	980,593
Weighted average number of ordinary shares repurchased	18,265	19,320	18,534	19,407
Weighted average number of ordinary shares for the purpose of diluted earnings	1,000,000	1,000,000	1,000,000	1,000,000
<b>Earnings per Share (SAR), based on Profit for the period attributable to Shareholders of the Company</b>				
- Basic	0.42	0.63	1.30	1.68
- Diluted	0.41	0.62	1.28	1.65

Weighted average number of shares are retrospectively adjusted to reflect the effect of Bonus Shares and are adjusted to take account of Treasury Shares held under the Almarai Employee Stock Options Programme.

**9. SEGMENT REPORTING**

The Group's principal business activities involve manufacturing and trading of dairy and juice products under Almarai, Joosy Life Beyti and Teeba brands, bakery products under L'usine and 7 Days brands and poultry products under Alyoum and AlBashayer brands. Other activities include Arable, Horticulture, Infant Nutrition and Food Services. Selected financial information as at 30 September 2021 and 30 September 2020, and for the period then ended, categorised by these business segments, is as follows:

Dairy and Juice	Milk production, dairy and fruits juice product processing and distribution
Bakery	Bakery products manufacturing and distribution
Poultry	Poultry products manufacturing and distribution
Other Activities	Arable, Horticulture, Infant Nutrition and Food Services

**ALMARAI COMPANY**  
**A SAUDI JOINT STOCK COMPANY**  
**NOTES TO THE CONDENSED CONSOLIDATED INTERIM FINANCIAL STATEMENTS**  
**FOR THE NINE MONTH PERIOD ENDED 30 SEPTEMBER 2021**

**9. SEGMENT REPORTING (Continued...)**

	<b>Dairy and Juice</b>	<b>Bakery</b>	<b>Poultry</b>	<b>Other Activities</b>	<b>Total</b>
	SAR '000	SAR '000	SAR '000	SAR '000	SAR '000
<b>30 September 2021</b>					
Revenue	8,239,635	1,259,390	1,659,646	890,026	12,048,697
Third Party Revenue	8,197,756	1,259,390	1,659,646	475,520	11,592,312
Depreciation and Amortisation	(1,044,199)	(157,747)	(251,533)	(145,644)	(1,599,123)
Share of Results of Associates and Joint Venture	-	-	-	(2,028)	(2,028)
Profit / (loss) for the period	1,013,099	155,538	161,279	(40,359)	1,289,557
Profit / (loss) attributable to Shareholders of the Company	1,009,327	148,664	159,380	(40,359)	1,277,012
Total Assets	21,169,033	2,213,211	5,519,355	3,086,309	31,987,908
Total Liabilities	13,419,235	521,970	763,755	916,430	15,621,390
<b>31 December 2020</b>					
Total Assets	21,169,033	2,213,211	5,519,355	3,086,309	31,987,908
Total Liabilities	13,639,889	466,400	774,645	740,456	15,621,390
<b>30 September 2020</b>					
Revenue	8,299,981	1,276,232	1,697,756	771,964	12,045,933
Third Party Revenue	8,256,707	1,276,232	1,697,756	306,668	11,537,363
Depreciation and Amortisation	(1,030,427)	(155,066)	(285,404)	(123,158)	(1,594,055)
Share of Results of Associates and Joint Venture	-	-	-	1,543	1,543
Profit / (loss) for the period	1,199,052	169,376	271,186	(37,144)	1,602,470
Profit / (loss) attributable to Shareholders of the Company	1,254,140	161,337	270,124	(37,144)	1,648,457
Total Assets	22,655,045	2,195,836	5,142,467	3,561,589	33,554,937
Total Liabilities	15,483,668	469,498	938,110	777,398	17,668,674
<b>31 December 2019</b>					
Total Assets	22,327,971	2,229,028	5,239,310	3,351,733	33,148,042
Total Liabilities	15,668,242	457,357	1,000,988	762,335	17,888,922

The Group's revenue is derived from contracts with customers for sale of consumer products. Control of products is transferred at a point in time and directly sold to customers.

Finance cost and tax expenses are not analysed at segment level, as it is driven by the central treasury and tax functions respectively, which manages these expenses at the Group level.

Segment assets are measured in the same way as in the Financial Statements. These assets are allocated and analysed based on the operations of the segment. The Group's management does not analyse total assets based on its geographical location and therefore country-wise total assets are not disclosed in these Condensed Consolidated Interim Financial Statements.

	<b>Dairy and Juice</b>	<b>Bakery</b>	<b>Poultry</b>	<b>Other Activities</b>	<b>Total</b>
	SAR '000	SAR '000	SAR '000	SAR '000	SAR '000
<b>For the nine-month period ended 30 September 2021</b>					
Saudi Arabia	4,962,256	1,007,487	1,371,334	162,502	7,503,579
Other GCC Countries	1,809,536	240,910	199,859	17,220	2,267,525
Other Countries	1,425,964	10,993	88,453	295,798	1,821,208
Total Third Party Revenue	8,197,756	1,259,390	1,659,646	475,520	11,592,312

**ALMARAI COMPANY**  
**A SAUDI JOINT STOCK COMPANY**  
**NOTES TO THE CONDENSED CONSOLIDATED INTERIM FINANCIAL STATEMENTS**  
**FOR THE NINE MONTH PERIOD ENDED 30 SEPTEMBER 2021**

**9. SEGMENT REPORTING (Continued...)**

	<b>Dairy and Juice</b>	<b>Bakery</b>	<b>Poultry</b>	<b>Other Activities</b>	<b>Total</b>
	SAR '000	SAR '000	SAR '000	SAR '000	SAR '000
<b>For the nine-month period ended 30 September 2020</b>					
Saudi Arabia	5,163,708	1,045,854	1,482,681	126,682	7,818,925
Other GCC Countries	2,007,575	222,504	181,051	-	2,411,130
Other Countries	1,085,424	7,874	34,024	179,986	1,307,308
<b>Total Third Party Revenue</b>	<b>8,256,707</b>	<b>1,276,232</b>	<b>1,697,756</b>	<b>306,668</b>	<b>11,537,363</b>

**10. CASH FLOW INFORMATION**

**10.1. Cash and Cash Equivalents**

	<b>30 September 2021 (Unaudited)</b>	<b>31 December 2020 (Audited)</b>
	SAR '000	SAR '000
Cash and Bank Balances	572,743	978,895
Bank Overdrafts	(62,630)	(136,512)
<b>Total</b>	<b>510,113</b>	<b>842,383</b>

**10.2. Non-cash Investing and Finance Activities**

	<b>January - September 2021 (Unaudited)</b>	<b>January - September 2020 (Unaudited)</b>
	SAR '000	SAR '000
Transfer to Property, Plant and Equipment from Capital Work-in-Progress	276,806	1,014,650
Borrowing Cost Capitalised as part of Capital Work-in-Progress	8,277	3,603
Transfer to Intangible Assets from Capital Work-in-Progress	5,622	46,461
Transfer from Immature Plantation to Mature Plantation	25,335	41,177

**11. DIVIDENDS**

On 1 Ramadan 1442 A.H. (13 April 2021) the shareholders in their Extraordinary General Assembly Meeting approved dividends of SAR 1 billion (SAR 1 per share) for the year ended 31 December 2020 out of which SAR 978.1 million was paid on 9 Ramadan 1442 A.H. (21 April 2021). No dividend was paid relating to treasury shares.

**12. SUBSEQUENT EVENTS**

In the opinion of the management, there have been no significant subsequent events since the period-end that require disclosure or adjustment in these Condensed Consolidated Interim Financial Statements.

**13. BOARD OF DIRECTORS APPROVAL**

These Condensed Consolidated Interim Financial Statements were approved by the Board of Directors on behalf of the Shareholders on 4 Rabia Al-Awwal 1443 A.H. (10 October 2021).